

Name: _____

Class: _____

Dreamweaver CS6 Unit F Skills Review

Element	Completed
The file dwf_2.htm is opened and saved in the blooms root folder as newsletter.html. Broken images are corrected by copying ruby_grass.jpg, trees.jpg, and plants.jpg files from the Unit F Data Files to the assets folder under the blooms local site root folder. Img_left_float is applied to ruby_grass.jpg and plants.jpg images. Img_right_float is applied to trees.jpg image.	<input type="checkbox"/>
External links are made as follows: National Gardening Association text to http://www.garden.org . Organic Gardening text to http://www.organicgardening.com Southern Living text to http://www.southernliving.com/southern .	<input type="checkbox"/>
An internal link is made from gardening tips to tips.html and the page title is changed to Gardening Matters.	<input type="checkbox"/>
New tag rule in the blooms_styles.css sheet is created that modifies the <h2> tag as follows: font-family: Arial, Helvetica, sans-serif font; font-size: medium; font-weight: bold; color: #000.	<input type="checkbox"/>
New tag rule in the blooms_styles.css sheet is created that modifies the <h3> tag as follows: font-family: Arial, Helvetica, sans-serif font; font-size: medium; font-weight: bold; color: #060.	<input type="checkbox"/>
The paragraph on DW page 156 at #3g has been added to the bottom of the plants page. The body_text rule is applied to this paragraph.	<input type="checkbox"/>
The following blank files are created and added to the local site root folder: annuals.html, perennials.html, and water_plants.html. The terms “annuals,” “perennials,” and “water plants” in the paragraph above are hyperlinked to these new, blank pages.	<input type="checkbox"/>
A named anchor called grass is inserted in front of the Grass subheading.	<input type="checkbox"/>
A named anchor called plants is inserted in front of the Plants subheading.	<input type="checkbox"/>
A named anchor called trees is inserted in front of the Trees subheading.	<input type="checkbox"/>
An internal link is created from the word grass in the Gardening Issues paragraph to the grass named anchor.	<input type="checkbox"/>
An internal link is created from the word trees in the Gardening Issues paragraph to the trees named anchor	<input type="checkbox"/>
An internal link is created from the word plants in the Gardening Issues paragraph to the plants named anchor	<input type="checkbox"/>
A Spry menu bar is created at the top of the newsletter page under the banner with elements and links as follows: Home to Index page; Newsletter; Plants; Tips; Workshops. Under the Plants menu item, add and link the following submenu items: Annuals; Perennials; Water plants	<input type="checkbox"/>

Element	Completed
Format the menu bar in the CSS Styles panel using the following rules on page 157 #8a-e	<input type="checkbox"/>
The menu bar is copied to other pages in the Web site.	<input type="checkbox"/>
Create a rectangle hotspot over the words “Blooms and Bulbs” in the banner. The image map is named home and is linked to the index.htm page with the alternate text “Link to home page.”	<input type="checkbox"/>
Any orphaned links or broken links have been removed from the Web site.	<input type="checkbox"/>

Blooms & Bulbs
Hwy 48 South • Alvin • TX 77611 • 555-248-0808

Home Newsletter Plants Tips Works/Tools


Gardening Matters

Welcome, fellow gardeners! My name is Cosee Simmons, the owner of Blooms & Bulbs. My passion has always been my gardens. Ever since I was a small child, I was drawn to my back yard where all varieties of beautiful plants flourished. A lush carpet of thick grass bordered with graceful beds is truly a haven for all living creatures. With proper planning and care, your gardens will draw a variety of birds and butterflies and become a great pleasure to you.

Gardening Issues


There are several areas to concentrate on when formulating your landscaping plans. One is your [grass](#). Another is the number and variety of [trees](#) you plant. The third is the combination of [plants](#) you select. All of these decisions should be considered in relation to the climate in your area. Be sure and [check out our garden in Texas](#) before you begin work.

Grass




Lawn experts classify grass into two categories: cool-climate and warm-climate. The northern half of the United States would be considered cool-climate. Examples of cool-climate grass are Kentucky bluegrass and ryegrass. Bermuda grass is a warm-climate grass. Before planting grass, whether by seeding, sodding, sprigging, or plugging, the ground must be properly prepared. The soil should be tested for any nutritional deficiencies and cultivated. Come by or call to make arrangements to have your soil tested. When selecting a lawn, avoid letting personal preferences and the cost of establishment be the overriding factors. Ask yourself these questions: What type of lawn are you expecting? What level of maintenance are you willing to provide? What are the site limitations?

Trees



Before you plant trees, you should evaluate your purpose. Are you interested in shade, privacy, or color? Do you want to attract wildlife? Attract birds? Create a shady play area? Your purpose will determine what variety of tree you should plant. Of course, you also need to consider your climate and available space. Shape is especially important in selecting trees for ornamental and shade purposes. Abundant shade comes from tall trees with long spreading or weeping branches. Ornamental trees will not provide abundant shade. We carry many varieties of trees and are happy to help you make your selections to fit your purpose.

Plants



There are so many types of plants available that it can become overwhelming. Do you want border plants, shrubs, ground covers, annuals, perennials, vegetables, fruits, vines, or bulbs? In reality, a combination of several of these works well. Design aspects such as balance, flow, definition of space and focalization should be considered. Annuals provide brilliant bursts of color in the garden. By selecting flowers carefully to fit the conditions of the site, it is possible to have a beautiful display without an unnecessary amount of work. Annuals are also great as fresh and dry cut flowers. Perennials can greatly improve the quality of your landscape. Perennials have come and gone in popularity, but today are as popular as ever. Water plants are also quite popular now. We will be happy to help you sort out your preferences and select a harmonious combination of plants for you.

Further Research

These are some of my favorite gardening links. Take the time to browse through some of the information they offer, then give me a call at (555) 248-0808 or e-mail me at cosee@bloomsandbulbs.com

[National Gardening Association](#)
[Organic Gardening](#)
[Southern Living](#)